



2020 Annual Report

Kansas Law Enforcement Officers Killed or Assaulted In the Line of Duty

KANSAS BUREAU OF INVESTIGATION

FRONT COVER

The Kansas Law Enforcement Memorial was dedicated on May 8, 1987. The monument is a five-point star circled by a ring of tablets. Each of the tablets bears the names of those who have lost their lives in the line of duty since Kansas entered the Union.

The Kansas Law Enforcement Memorial is located on the northeastern corner of the state capitol grounds. The memorial honors law enforcement officers, who by virtue of their commitment to uphold the law and protect the citizens of Kansas, gave their lives in service to the people of this state.

www.kansaslawenforcementmemorial.com

Law Enforcement Officers Killed in the Line of Duty 2020



Police Officer
Bryon J. Virtue
Wellsville Police Department
End of Watch: Saturday, March 14, 2020

Age: 30
Tour: Not Available
Badge #: 875
Cause: Automobile accident
Incident Date: 3/14/2020
Weapon: NA

Officer Virtue was killed as a result of a double-fatality car accident while on his way to work.

According to officials, two vehicles collided in the 700 block of N. 1800 Road Saturday morning around 5:30 a.m.

Virtue was transported from the scene to an area hospital where he was later pronounced dead.

Officer Virtue is survived by his wife, five children, and had another child on the way.



Police Officer
Michael S. Mosher
Overland Park Police Department
End of Watch: Sunday, May 3, 2020

Age: 37
Tour: 14 years, 6 months
Badge #: 917
Cause: Gunfire
Incident Date: 5/3/2020
Weapon: Handgun

Police Officer Mike Mosher was shot and killed while attempting to arrest a hit-and-run suspect.

Officer Mosher witnessed a hit-and-run at West 143rd Street and Antioch Road. He called dispatchers as he followed the vehicle until it stopped near the intersection of West 123rd Street and Mackey Street.

The driver, whose family filed domestic violence charges against him two days prior, confronted Officer Mosher with a firearm, leading to a shootout. Officer Mosher and the subject were both killed in the shooting.

Officer Mosher had served with the Overland Park Police Department for over 14 years. He is survived by his wife and child.

Law Enforcement Officers Killed in the Line of Duty 2020



**Corporal
Daniel R. Abramovitz**
Leavenworth County Sheriff's Office
End of Watch: Friday, October 30, 2020

Age: 60
Tour: 26 years
Badge #: 422
Cause: Automobile crash
Incident Date: 10/30/2020
Weapon: N/A

Corporal Daniel Abramovitz was killed in a vehicle crash at the intersection of 211th Street and McIntyre Road at about 4:00 pm.

His department vehicle collided with the side of a school bus when the bus failed to yield at the intersection.

Corporal Abramovitz had served with the Leavenworth County Sheriff's Office for 26 years and was scheduled to retire in four months. He is survived by his wife, three adult children, and two siblings.

COVID-19 Related Deaths

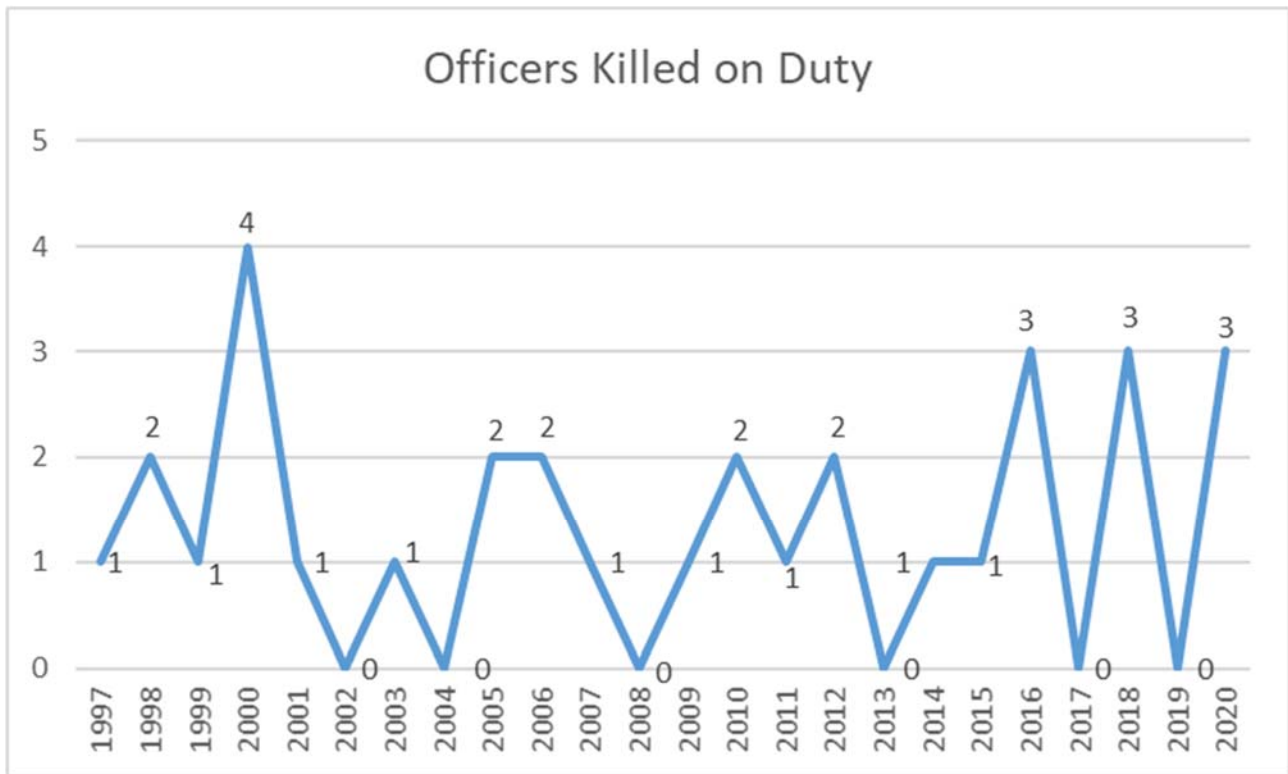
Instances where Kansas law enforcement officers dies related to complications from COVID-19 are still under review. This report may be amended at a later date to include additional names.

Officers Killed in the Line of Duty—State of Kansas

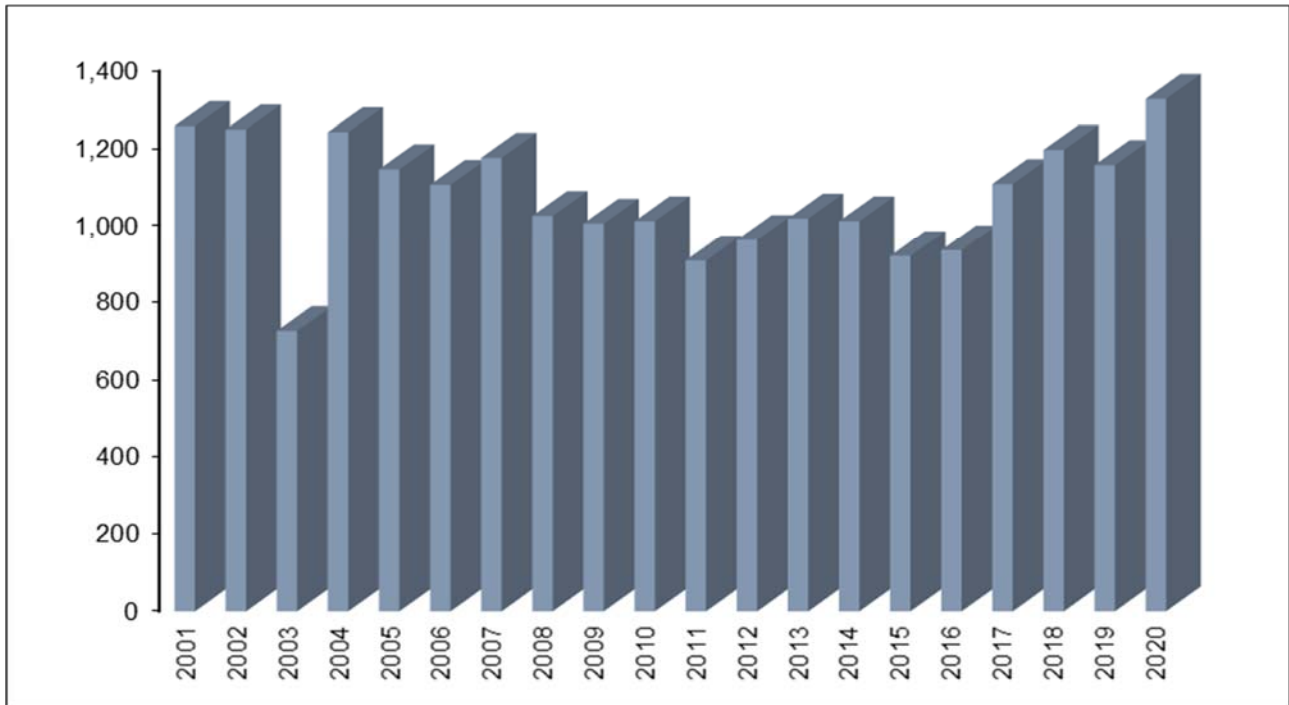
Year	Killed
1997	1
1998	2
1999	1
2000	4
2001	1
2002	0
2003	1
2004	0

Year	Killed
2005	2
2006	2
2007	1
2008	0
2009	1
2010	2
2011	1
2012	2

Year	Killed
2013	0
2014	1
2015	1
2016	3
2017	0
2018	3
2019	0
2020	3



LAW ENFORCEMENT OFFICERS ASSAULTED TREND 2001-2020



Year Reported	LEO Assaults	Percent Change
2001	1,257	11.4%
2002	1,248	-0.7%
2003	724	-42.0%
2004	1,241	71.4%
2005	1,145	-7.7%
2006	1,105	-3.5%
2007	1,175	6.3%
2008	1,024	-12.9%
2009	1,004	-2.0%
2010	1,010	0.6%
2011	907	-10.2%
2012	961	6.0%
2013	1,017	5.8%
2014	1,010	-0.7%
2015	919	-9.0%
2016	934	1.6%
2017	1,107	18.5%
2018	1,195	7.9%
2019	1,156	-3.3%
2020	1,327	14.8%

- Assaults on law enforcement officers have remained relatively consistent since 2000.
- Anomalies in 2003 data appear to be the result of low numbers reported by Wichita PD as they transitioned to a new record management system. When using their annual average for law enforcement officer assaults, the statewide total for 2003 remains close to 1,000 which would eliminate 2003 as an outlier.

The data contained within this table reflect only the assaults submitted by local agencies through the Law Enforcement Officers Killed or Assaulted report.

ASSAULTS ON LAW ENFORCEMENT OFFICERS ASSIGNMENT BY CIRCUMSTANCE 2020

Circumstance	Two Person Vehicle	One Person Vehicle		Detective		Other	
		Alone	Assisted	Alone	Assisted	Alone	Assisted
Disturbance	45	77	306	2	8	12	38
Burglary	4	7	22	3	0	0	3
Robbery	0	5	3	0	1	0	0
Other Arrest	13	27	45	0	7	2	7
Civil Disorder	0	6	55	0	1	0	0
Prisoners	5	14	24	1	0	16	34
Suspicious	9	37	94	0	0	1	2
Ambush	2	0	1	0	1	0	0
Mentally Disturbed	2	24	78	0	1	5	13
Traffic Stop	20	43	89	0	2	1	3
All Other	7	10	69	3	7	5	5
Total	107	250	786	9	28	42	105

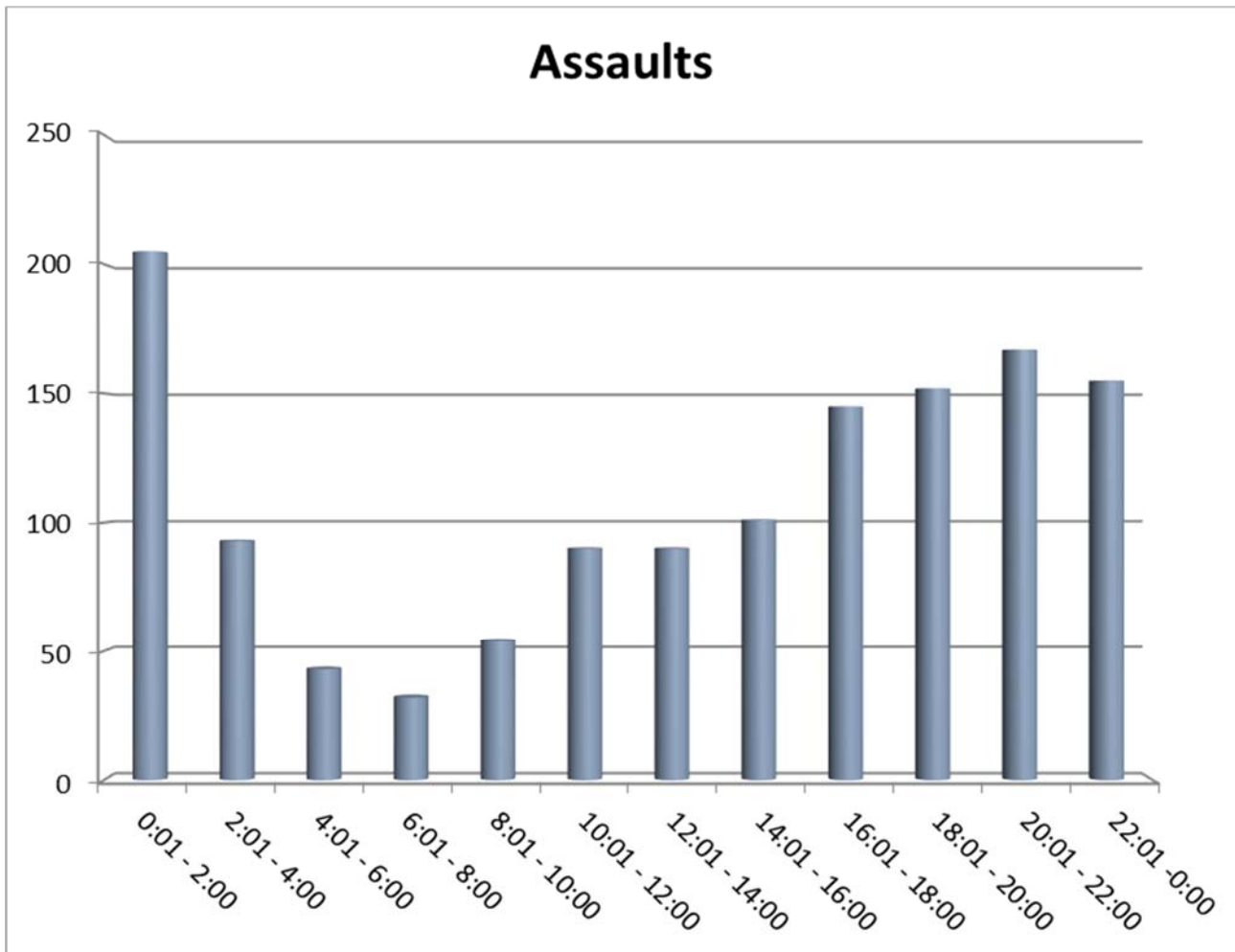
ASSAULTS ON LAW ENFORCEMENT OFFICERS ASSAULTS CLEARED 2020

Circumstance	Total Assaults	Assaults Cleared	Percent Cleared
Disturbance	488	454	93.0%
Burglary	39	36	92.3%
Robbery	9	8	88.9%
Other Arrest	101	94	93.1%
Civil Disorder	62	17	27.4%
Prisoners	94	87	92.6%
Suspicious	143	139	97.2%
Ambush	4	1	25.0%
Mentally Disturbed	123	99	80.5%
Traffic Stop	158	147	93.0%
All Other	106	91	85.8%
Total	1,327	1,173	88.4%

Circumstance	2020 Cleared	2019 Cleared	2018 Cleared
Disturbance	93.0%	95.7%	96.1%
Burglary	92.3%	100.0%	90.0%
Robbery	88.9%	100.0%	100.0%
Other Arrest	93.1%	93.0%	90.2%
Civil Disorder	27.4%	100.0%	88.9%
Prisoners	92.6%	96.0%	74.7%
Suspicious	97.2%	91.9%	97.7%
Ambush	25.0%	100.0%	80.0%
Mentally Disturbed	80.5%	80.5%	89.3%
Traffic Stop	93.0%	89.9%	89.4%
All Other	85.8%	93.3%	97.2%
Total	88.4%	92.7%	92.5%

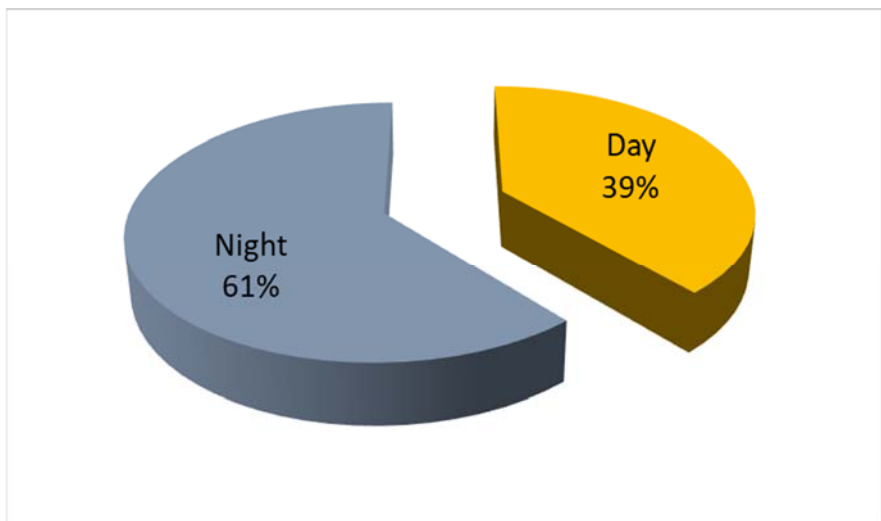
Law enforcement agencies can clear offenses by arrest or exceptional means (i.e., when they can identify the perpetrator but are unable to make an arrest due to circumstances beyond their control, such as the death or suicide of the subject).

ASSAULTS ON LAW ENFORCEMENT OFFICERS TWENTY-FOUR HOUR TREND 2020



Day vs. Night Assaults on Law Enforcement Officers

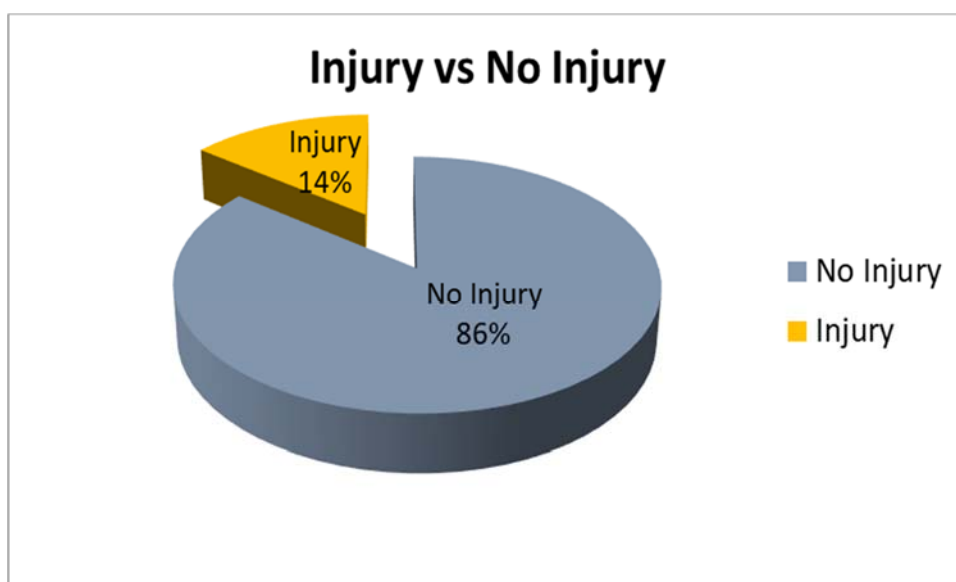
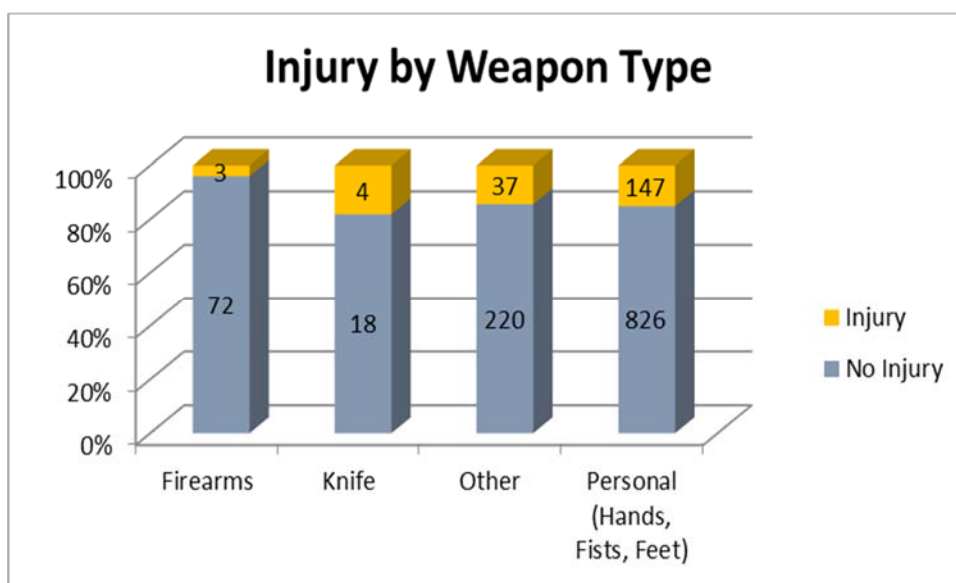
Time	Assaults
0:01-2:00	205
2:01-4:00	93
4:01-6:00	43
6:01-8:00	32
8:01-10:00	54
10:01-12:00	90
12:01-14:00	90
14:01-16:00	101
16:01-18:00	145
18:01-20:00	152
20:01-22:00	167
22:01-00:00	155
Total	1,327



Day = 06:01-18:00 Night= 18:01-06:00

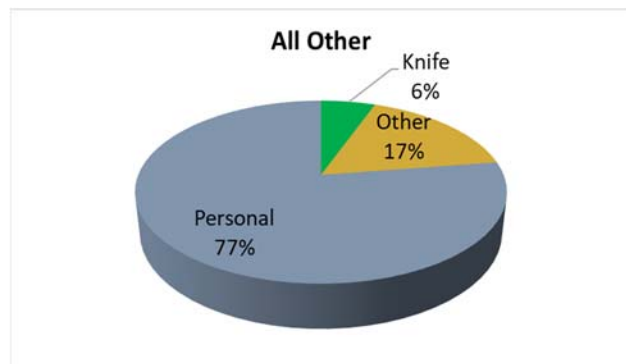
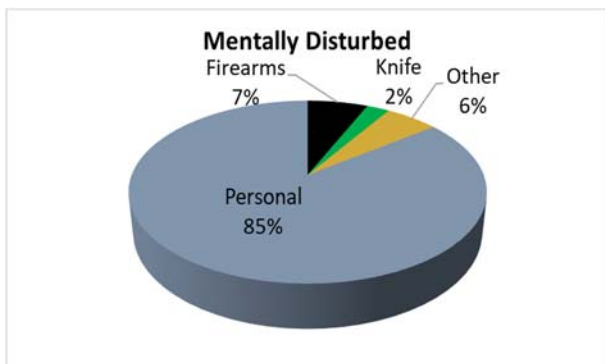
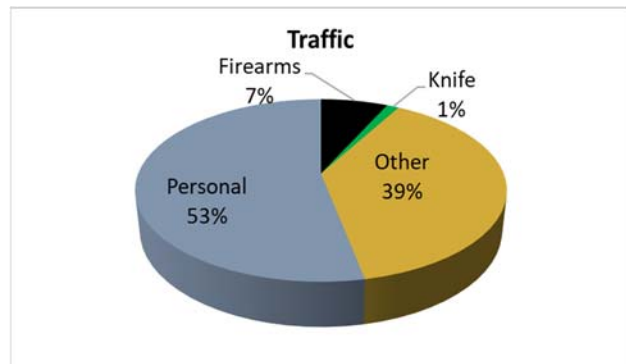
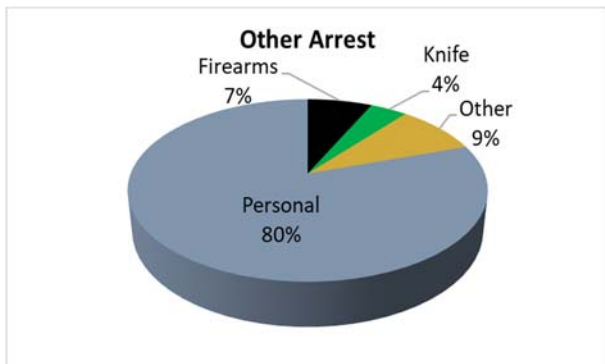
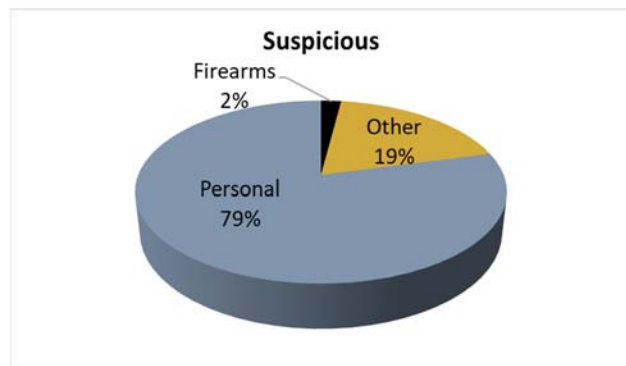
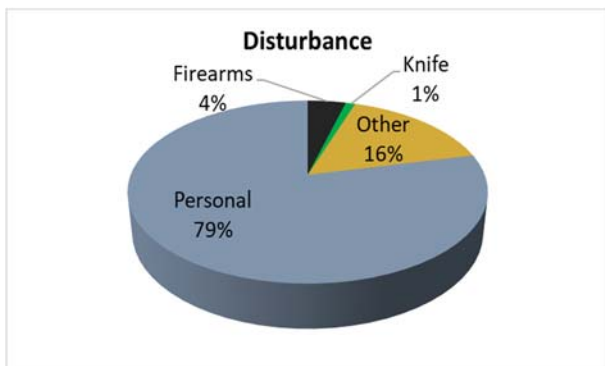
ASSAULTS ON LAW ENFORCEMENT OFFICERS OCCURENCE OF INJURY BY WEAPON 2020

Weapon	Injury	No Injury	Total
Firearms	3	72	75
Knife	4	18	22
Other	37	220	257
Personal (Hands, Fist, Feet)	147	826	973
Total	191	1,136	1,327



ASSAULTS ON LAW ENFORCEMENT OFFICERS WEAPON USE BY CIRCUMSTANCE 2020

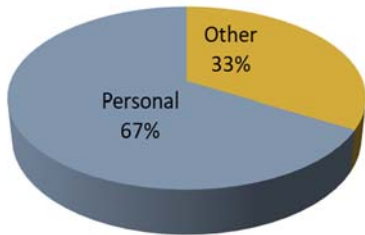
Circumstance	Firearms	Knife	Other	Personal	Total
Disturbance	20	5	79	384	488
Burglary	2	1	8	28	39
Robbery	0	0	3	6	9
Other Arrest	7	4	9	81	101
Civil Disorder	24	0	28	10	62
Prisoners	0	0	17	77	94
Suspicious	3	0	27	113	143
Ambush	0	1	0	3	4
Mentally Disturbed	8	3	7	105	123
Traffic Stop	11	2	61	84	158
All Other	0	6	18	82	106
Total	75	22	257	973	1,327



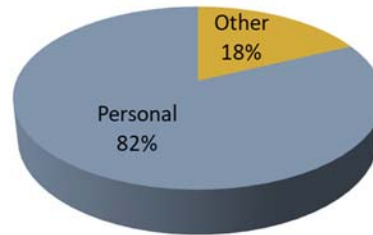
ASSAULTS ON LAW ENFORCEMENT OFFICERS WEAPON USE BY CIRCUMSTANCE (continued) 2020

Circumstance	Firearms	Knife	Other	Personal	Total
Disturbance	20	5	79	384	488
Burglary	2	1	8	28	39
Robbery	0	0	3	6	9
Other Arrest	7	4	9	81	101
Civil Disorder	24	0	28	10	62
Prisoners	0	0	17	77	94
Suspicious	3	0	27	113	143
Ambush	0	1	0	3	4
Mentally Disturbed	8	3	7	105	123
Traffic Stop	11	2	61	84	158
All Other	0	6	18	82	106
Total	75	22	257	973	1,327

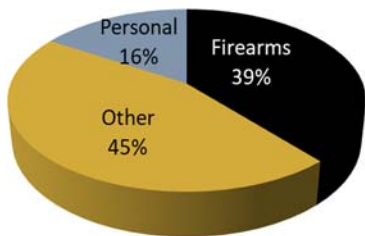
Robbery



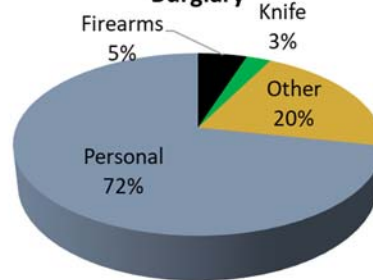
Prisoners



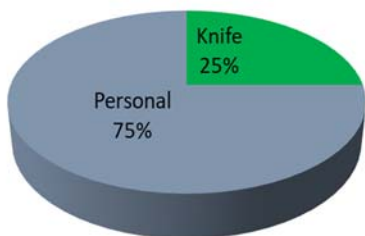
Civil Disorder



Burglary



Ambush



Total

